

The DAQ464 is a complete 64-channel multiplexed signal conditioning system with a 16-bit resolution ADC and 10BaseT Ethernet connectivity to a PC or laptop for setup, data display and processing.

The ultra-compact fully enclosed chassis weighs just 1.09kg (2.4lbs), making it suitable for in-vehicle applications.

**FREE VersaDAQ
Demo Software**

APPLICATIONS

In-vehicle testing
Automotive testing
Aircraft engine testing
Motorcycle/ATV testing
Boat/Marine engine testing
Temperature measurement
Pressure measurement
4-20mA control loop monitoring
General analog monitoring

DAQ464

64 Channel Signal Conditioning System with 16-Bit ADC



The DAQ464 provides complete data acquisition in an ultra-compact chassis

FEATURES

- 64 Differential input analog channels with signal conditioning
- 2 Additional frequency measurement channels
- 10BaseT Ethernet connectivity to your PC or laptop for setup, data display and processing
- Wireless Ethernet available
- 16-bit analog-to-digital converter resolution
- Programmable gain from 1 to 128, on an individual channel basis, supports a wide variety of signals
- Programmable number of active channels
- Aggregate sampling rate of up to 8k samples/second
- Simple user interface allows for quick setup of data collection and storage
- Local data storage via CompactFlash™ module
- Auto-configuration on power-up for stand-alone applications
- External trigger input is provided

GENERAL DESCRIPTION


The DAQ464 is a complete 64-channel multiplexed signal conditioning system with a 16-bit resolution ADC and 10BaseT Ethernet connectivity to a PC or laptop for setup, data display and processing. The ultra-compact fully enclosed chassis weighs just 1.09kg (2.4lbs), making it suitable for in-vehicle applications. The DAQ464 chassis can be powered from DC voltage sources ranging from 10-18 volts. Power consumption is 9 watts. Local data storage is available via a CompactFlash™ module. Auto configuration on power-up provides stand-alone capability and along with the simple user interface makes data collection and storage a quick and easy process.

Signal conditioning consists of 64 multiplexed differential input analog channels with 100 Hz low-pass filters and eight software programmable gain choices from 1 to 128, in a binary progression. Gain is programmable on an individual channel basis, allowing one DAQ464 to measure a wide variety of signal input types (such as thermocouples, high-level inputs, etc.).

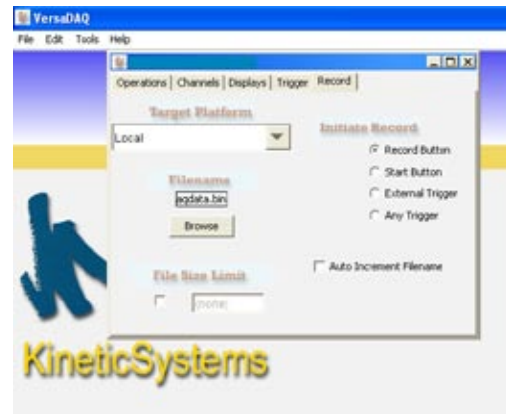
Two channels of frequency measurement are provided. One of these channels can be configured as an external trigger input.

Signal conditioning channels are connected via two 68-position high density SCSI connectors or through an available DAQ750 Termination Assembly. Frequency measurement channels are connected via a 15-contact "D" connector.

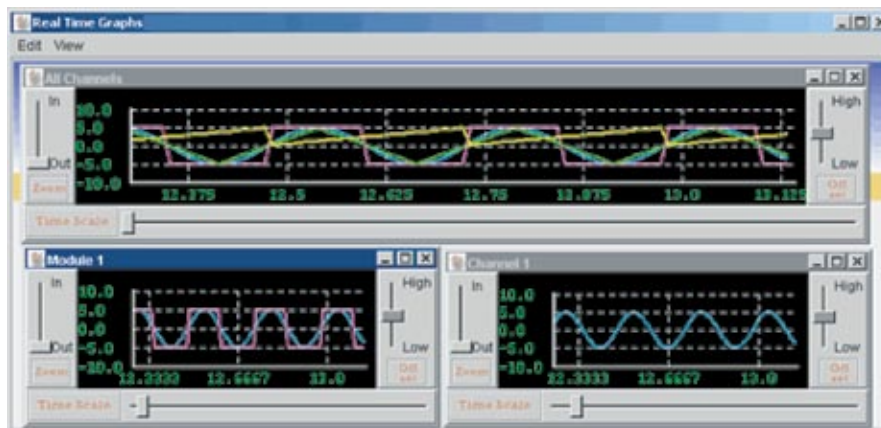
VersaDAQ software manages and controls DAQ464 operations including setup, data acquisition, and data recording. VersaDAQ runs on a PC/laptop and connects to a DAQ464 chassis via the 10BaseT Ethernet connection. VersaDAQ's simple but powerful user interface configures channels, sample rate, record mode, calibration, and all other DAQ464 functionality with a few mouse clicks and pull-down menus.



Configuring DAQ464 Channels



Configuring Data Record Parameters



Monitoring Live Data Real-time Graphs

Items	Specifications																											
Number of channels	64 channels (63 differential analog input channels, with channel 1 configured as an isothermal reference for thermocouple measurements) 2 frequency measurement channels																											
Analog Inputs Input range Common mode: Differential: Input protection Input impedance	± 10.5 V standard ± 10 ± 25 V continuous 22 M Ω																											
Frequency measurement Inputs Frequency range: External Trigger:	2 single-ended TTL-level inputs that can be used as counters. Digital input 0 can also be used as an external trigger to start a scan 0.8 Hz to 50 kHz TTL-level low true pulse (1 second minimum pulse width)																											
Gain range (software programmable on an individual channel basis)	1, 2, 4, 8, 16, 32, 64, 128																											
Filters	Fixed single-pole RC, 100 Hz cutoff (consult factory for other filter options)																											
Maximum Sampling Rate	4 kHz																											
Sampling Rate Range	0.0625 Hz to 4 kHz																											
Resolution	16-bit, no missing codes																											
Accuracy	<table border="1"> <thead> <tr> <th>Gain</th> <th>Full-Scale Range (FSR)</th> <th>Accuracy (%FSR)</th> </tr> </thead> <tbody> <tr> <td>1</td> <td>± 10.000 V</td> <td>0.020%</td> </tr> <tr> <td>2</td> <td>± 5.000 V</td> <td>0.020%</td> </tr> <tr> <td>4</td> <td>± 2.500 V</td> <td>0.030%</td> </tr> <tr> <td>8</td> <td>± 1.250 V</td> <td>0.030%</td> </tr> <tr> <td>16</td> <td>± 625.000 mV</td> <td>0.040%</td> </tr> <tr> <td>32</td> <td>± 312.500 mV</td> <td>0.040%</td> </tr> <tr> <td>64</td> <td>± 156.250 mV</td> <td>0.050%</td> </tr> <tr> <td>128</td> <td>± 78.125 mV</td> <td>0.065%</td> </tr> </tbody> </table>	Gain	Full-Scale Range (FSR)	Accuracy (%FSR)	1	± 10.000 V	0.020%	2	± 5.000 V	0.020%	4	± 2.500 V	0.030%	8	± 1.250 V	0.030%	16	± 625.000 mV	0.040%	32	± 312.500 mV	0.040%	64	± 156.250 mV	0.050%	128	± 78.125 mV	0.065%
Gain	Full-Scale Range (FSR)	Accuracy (%FSR)																										
1	± 10.000 V	0.020%																										
2	± 5.000 V	0.020%																										
4	± 2.500 V	0.030%																										
8	± 1.250 V	0.030%																										
16	± 625.000 mV	0.040%																										
32	± 312.500 mV	0.040%																										
64	± 156.250 mV	0.050%																										
128	± 78.125 mV	0.065%																										
Noise (@ gain of 128)	9 μ V rms																											
Crosstalk	0.009% of OFF channel signal																											
I/O Connector Type	2- 68P SCSI High Density and 1 15-contact D subminiature																											
DC Power Requirements	10-18VDC (12VDC nominal), 9 watts																											
Chassis Dimensions	67.7mm (2.67") high, 112mm (4.41") wide, 220mm (8.66") deep																											
Weight	1.13kg (2.5lbs)																											

RELATED PRODUCTS

Model DAQ750-464

Isothermal Termination Assembly for the DAQ464

Model 5868-Bxyz

68-Position High Density SCSI to unterminated Cable

Model DAQ500-TRIG

Push Button Cable Assembly for External Trigger



DAQ750 shown with cover removed



Specifications contained within this data sheet are subject to change without notice.

ORDERING INFORMATION

DAQ464-AA11 64-Channel Signal Conditioning Chassis with 16-Bit ADC

Please contact the factory for detailed pricing information.

Updated November 25th, 2005

Copyright © 2005 KineticSystems Company, LLC. All rights reserved.

KineticSystems Company, LLC

900 N. State St.
Lockport, IL 60441-2200

Toll-Free (US and Canada):

phone 1-800-DATA NOW
1-800-328-2669

Direct:

phone +1-815-838-0005
fax +1-815-838-4424

Email:

mkt-info@kscorp.com

To find your local sales representative or distributor or to learn more about KineticSystems' products visit:

www.kscorp.com